

MODEL 58L SERIES ESCUTCHEON LEVERS

FEATURES

1. Non-handed and easy to install
2. Available in four finishes: US3 (605), US20A (690), US28 (689) and US32D (630)
3. Trim has two through bolts that connect to the device chassis providing increased durability and security
4. These trims are anti-vandalism type that prevents the lock from damage when the lever is locked.
5. These trims have four operational options as per the table below.
6. Cylinder sold separately

Escutcheon plate is made of steel or stainless steel. Lever handle is made of zinc alloy.

Trims will accept cylinders from other manufactures.





Cylinders are not furnished standard. When ordering please specify

RC - Regular cylinder

IC - Interchangeable Core

NC - No cylinder

MODELS AND FUNCTIONS

Operation Options	Key Locks and Unlocks Lever	Lever Always Active (no Cylinder)	Key Retracts Latchbolt (Rigid Lever)	Pull When Device Dogged (Rigid Lever)
(Dummy trim is not recommended for fire rated devices)*				
Function	Classroom	Passage	Storeroom	Dummy*
Trim Designation	Cylinder Escutcheon Lever	Blank Escutcheon Lever	Night Latch Escutcheon Lever	Dummy Escutcheon Lever
Model number and uses	For 5510 Series Rim and 5530 Series Surface Vertical Rod			
	58L01A	58L01B	58L01C	58L01D
Escutcheon Plate Size	8-1/16" x 2-5/8" x 29/32" (205mm x 67mm x 23mm)			
ANSI Function Number	8	14	3	2
Cylinder Type	Mortise	Not required	Mortise	Not required

The warranty on the exit and the trim will not be honoured if an economy trim is used with a Grade 1 Exit Device.