

560 Series Deadlock

560



560N



560 series is designed for locking where no latch is required

Ideal for suite entry, washrooms and change rooms

560 2-1/8" Bore

560N 1-1/2" Bore

FEATURES

- Hardened steel roller for attack resistance
- Corrosion resistance
- Non handed




SPECIFICATIONS

Backset	2-3/4" (70mm) and 2-3/8" (60mm)
Bolt	1" (25mm) throw deadbolt
Door thickness	For 1-3/8" - 2"
Finishes	US19 (BLACK), US32D, US3, and US10B
Certification	cUL/UL listed for up 3 hours

560 Series Standard Functions

PART NUMBER	DESCRIPTION
LH560/LH560N	Cylinder by Thumb turn
LH562	Double cylinder
LH5689	Thumb turn by dummy cylinder
LH560IC	Cylinder by Thumb turn less SFIC core
LH562IC	Double cylinder less SFIC core

500 SERIES STANDARD LOCK FUNCTIONS

Illustration	Deadbolt Functions	Function	Description
	LH560/LH560N	Cylinder with Turn	Deadbolt thrown or retracted by key outside or thumbturn inside
	LH562	Double Cylinder	Deadbolt operated by key from either side
	LH5689	Door Bolt Thumbturn by Dummy Cylinder	Deadbolt thrown or retracted by thumbturn from one side